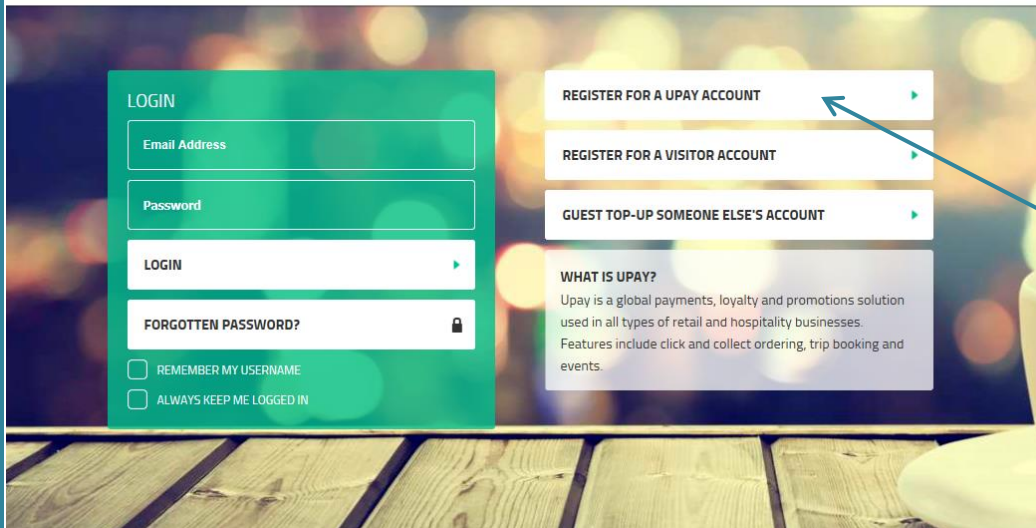


Self-load your food card using Upay Chilli



WELCOME TO UPAY



1. Log on to the web page www.upay.co.uk or follow the link from the accommodation pages of the Askham Bryan Website.

The first time you visit you will need to register for a Upay Account.



UPAY REGISTRATION

Please enter your site affiliate ID in to the box below.
This will have been provided to you by your site.

I ACCEPT THE TERMS & CONDITIONS. [VIEW HERE](#)

CANCEL

NEXT

2. The registration page will ask you for your "Affiliate ID", this is:

askhambryan

Then click "Next"

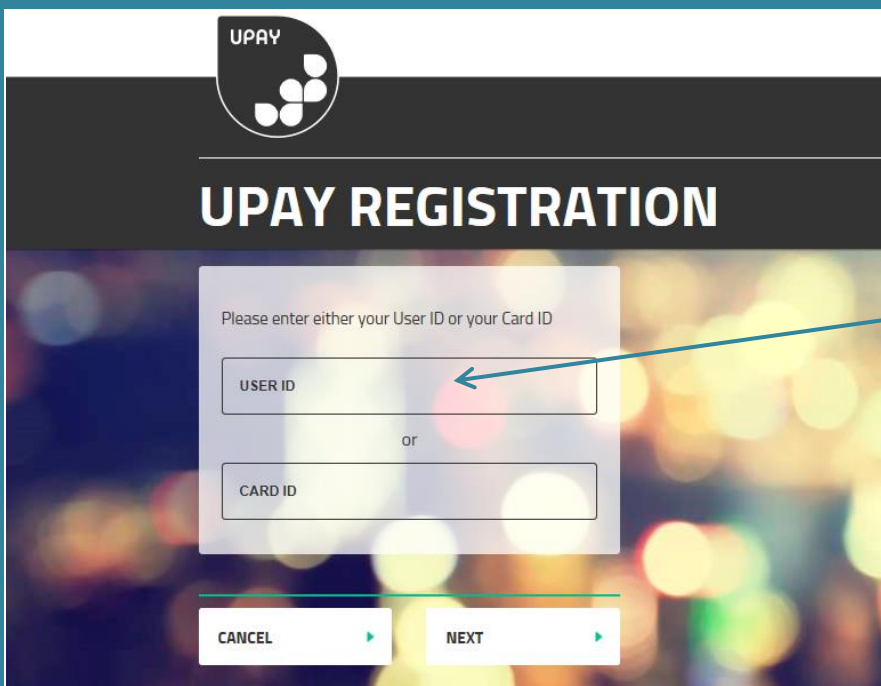
UPAY REGISTRATION

Please enter your site affiliate ID in to the box below.
This will have been provided to you by your site.

I ACCEPT THE TERMS & CONDITIONS. [VIEW HERE](#)

CANCEL

NEXT



3. You will then be asked to enter your USER ID or CARD ID.

Please enter you student ID into the **USER ID** field using only the 8 numbers and not the letters.

E.g. Student ID is: ABC12345678

Enter: 12345678

Click "Next"

4. Upay will confirm your name.

Click "Next"





UPAY REGISTRATION

Please provide an email address. This will act as your username for all future logins to Upay.

 ×

+44 MOBILE NUMBER (OPTIONAL)

CANCEL ▶

NEXT ▶

5. You will be asked to enter an email address which will be your user name when you log back in.

Click "Next"

6. You will then be asked to enter a password

Click "Next"



UPAY REGISTRATION

Please enter and confirm your password

Your password must contain a minimum of 7 characters, including both numbers and letters

CANCEL ▶

NEXT ▶



UPAY REGISTRATION

Congratulations! Your Upay registration is complete.

Your username is the email address you provided when registering.

Login to your new Upay account now!

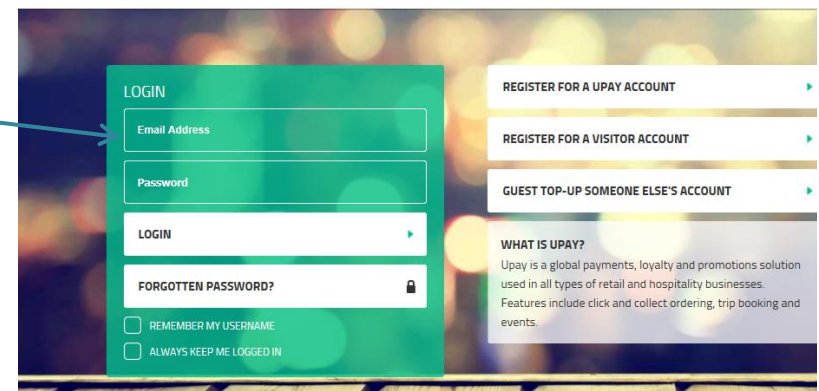
[LOGIN](#)

7. Your registration is complete!



WELCOME TO UPAY

8. You can now log back in using the details provided to top up your card.



The login page features a green header with the UPAY logo and the text 'WELCOME TO UPAY'. Below this is a white login form with a green border. The form includes fields for 'Email Address' and 'Password', a 'LOGIN' button, and a 'FORGOTTEN PASSWORD?' link. At the bottom of the form are two checkboxes: 'REMEMBER MY USERNAME' and 'ALWAYS KEEP ME LOGGED IN'. To the right of the form is a sidebar with three links: 'REGISTER FOR A UPAY ACCOUNT', 'REGISTER FOR A VISITOR ACCOUNT', and 'GUEST TOP-UP SOMEONE ELSE'S ACCOUNT'. Below these links is a 'WHAT IS UPAY?' section with a brief description of the service.